



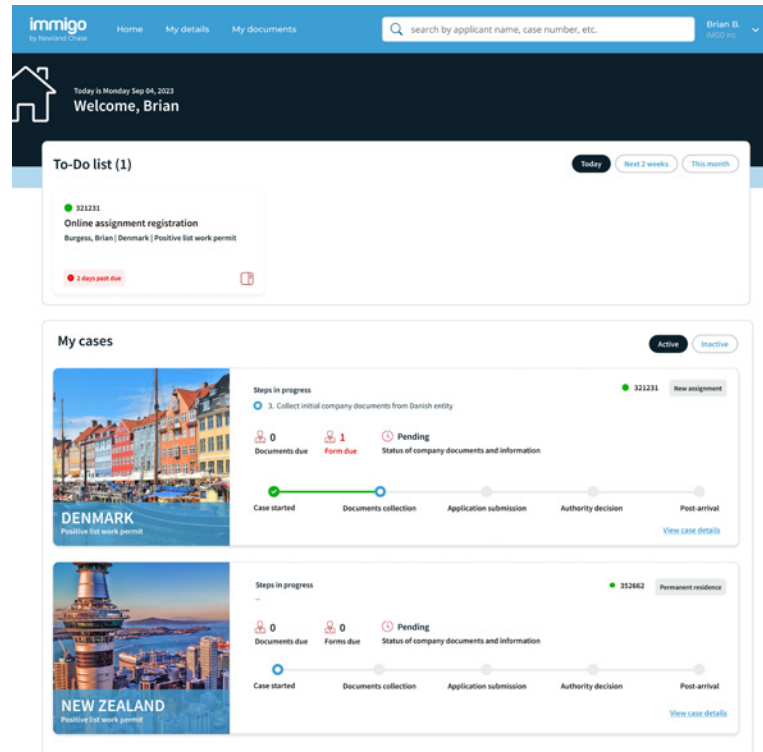
FEATURE COMPARISON: IMMIGO VS. IMMIGO NEXT

Applicant’s experience

Home page

Immigo Next has fully reimagined the landing page experience for Applicants. The newly designed home page simplifies immigration complexities for Applicants by providing clear and actionable to-do lists, facilitating instant document uploads, and offering easy access to information forms. Additionally, it ensures intuitive navigation through cases, offering at-a-glance progress overviews and timely updates.

Immigo Next – home page:



Contents

- Applicant’s experience 1**
- Home page..... 1
- Case details page..... 2
- Documents upload 3
- Case documents page..... 3
- Immigration manager’s experience 4**
- Home page..... 4
- Case details page..... 5
- Case documents page..... 6
- Case initiations flow 6
- Standard reports 7
- Custom reports 8
- Global search..... 10
- Technical 10**
- Data storage..... 10
- SSO..... 10

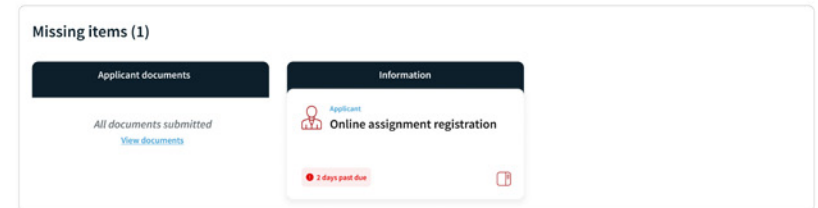
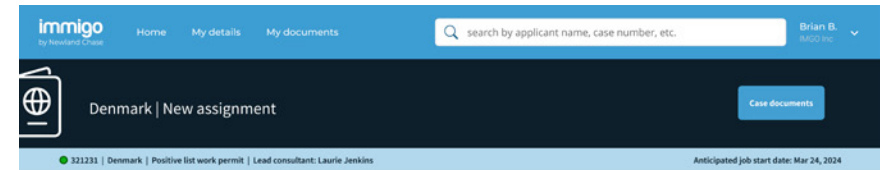
Case details page

The case details page in Immigo Next underwent a comprehensive redesign to alleviate the cognitive burden of technical and complex immigration information for Applicants. The redesign restructured all critical information into digestible answers to the key questions within the case: Who is involved? What actions are being taken? When is this happening? And for what purpose?

The Case Details page now includes:

- A missing documents and information section that is prioritized for the Applicant based on the in-progress step, ensuring that documents are obtained too early and then expire prematurely.
- Case progress birds' eye view and detailed steps overview with clear tags of what steps are for, who is driving them, when they are due and what documents are required for it
- An issued documents section that tells Applicants what they are working towards.

Immigo Next – case details page:



1. Assemble personal documents Responsibility: Applicant Completed: Sep 01, 2023

A variety of personal documents must be prepared for the application process.

- Marriage certificate, copy-Burgess, Cameron
- Birth certificate, copy-Burgess, Sabrina
- Evidence of legal immigration status
- Valid passport, copy of all pages
- Highest educational certificate(s), copy
- Proof of accommodation, copy

2. Collect initial company documents from sending entity Responsibility: Company Completed: Sep 04, 2023

Corporate documents to support the application should be prepared as the principal applicant is assembling their personal documents.

Newland Chase is working directly with your company to complete this step. No action is required on your side.

3. Collect initial company documents from Danish entity Responsibility: Company Due date: Sep 12, 2023

Supporting documents from the Danish sponsoring entity should be prepared concurrently with the personal documents and the documents from the sending entity.

Newland Chase is working directly with your company to complete this step. No action is required on your side.

4. Work and Residence Permit Application NC Responsibility: Newland Chase Due date: Sep 15, 2023

The application is submitted to the Danish Agency for International Recruitment and Integration (Styrelsen for International Rekruttering og Integration - SIRI).

Supporting documents (applicant)

- Residence permit fee
- Valid passport, original and copy of all pages
- Highest educational certificate(s), copy
- Government fee

Documents (dependents)


- Birth certificate, apostilled original-Burgess, Sabrina
- Marriage certificate, apostilled original-Burgess, Cameroon
- Evidence of legal immigration status
- Valid passport, original and copy of all pages
- Application Form MF1
- Dependent residence permit fee

5. Biometric data appointment booking NC Responsibility: Newland Chase Due date: Sep 18, 2023

Documents upload

The documents upload flyout feature can now be accessed and actioned by Applicants from multiple places: The missing items view on the case details page, the to-do list card on the home page and the case documents page.

Drag and drop functionality permits Applicants to easily and securely share information with Newland Chase, and the mobile responsive designs of Immigo Next allow them to do so on the go from their mobile phones.

 Wherever you are in Immigo, locate this icon to open the **flyout feature**.

Immigo Next – document upload:



Case documents page

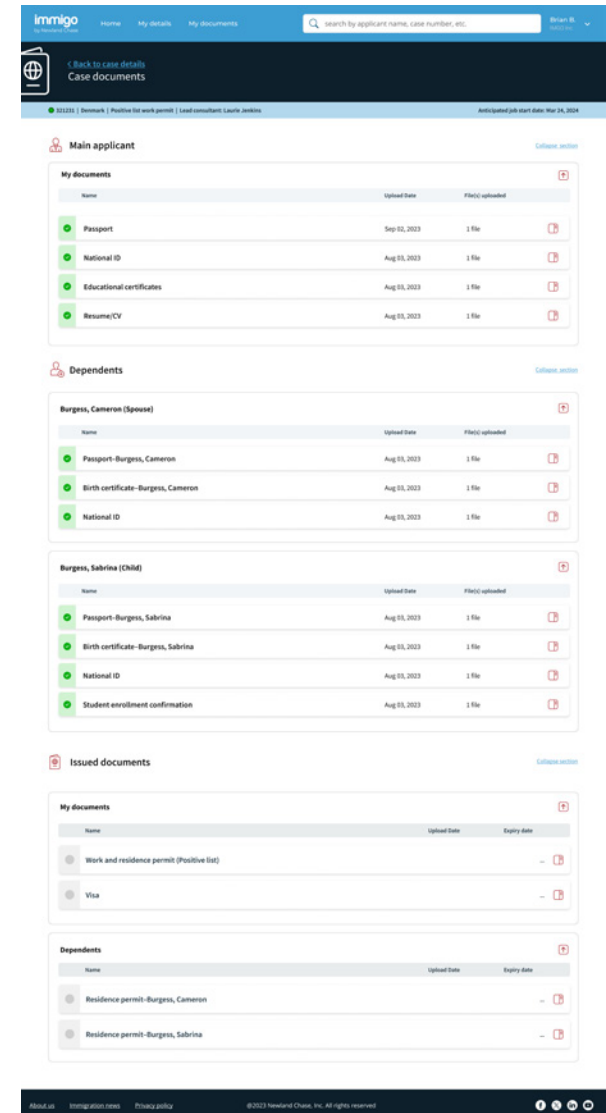
Every case requires supporting documentation and a go-to place for managing supporting documentation.

In Immigo Next, supporting documents for Applicants are now organized into user-friendly sections: **Main Applicant**, **Dependents**, and **Issued Documents** sections.

Each document can be uploaded to and downloaded from Immigo Next, bridging communication with Newland Chase experts on document provision and access.

Important Note: Applicants will never see itemised missing documents that are pending from the Company; instead, they will be shown that documents are with the Company.

Immigo Next – document upload:



Immigration manager's experience

Home page

We have also fully redesigned the immigration manager's home page, shifting away from infographics that are only needed on an ad hoc basis, and highlighting the key elements crucial to the daily tasks of immigration managers.

Immigration managers can now use their home page to:

- See a visual representation of what they need to prioritize for the day, week or month immediately upon login
- Easily access case metrics, to-do lists, upcoming expiries and followed cases
- Group and filter to-do lists by case or view individualized missing items
- Filter to-do lists by due dates
- Use quick action buttons to provide simple and direct ways to initiate cases and run reports
- Create their own reports with no need for additional support from Newland Chase
- Use global search to quickly locate cases and get at-a-glance case updates with zero disruption to their work

Immigo Next – home page:

The screenshot shows the Immigo Next home page dashboard. At the top, there's a navigation bar with 'Home', 'Applicants', 'Billing', and 'Reporting' tabs, and a search bar. Below the navigation bar, there's a welcome message for 'Molly Schmidt' and a date 'Today is Monday Sep 04, 2023'. Key metrics are displayed: 4 Active cases, 25 Completed cases, and 1 Initiations under review. The main content area is divided into three sections: 'To-Do list (1)' showing a task for 'Evidence of enrollment' due today; 'Upcoming expiries' table listing cases for Schmidt, Anne; Mehta, Saanvi; and Diamini, Mancoba; and 'Followed cases' table listing cases for Burgess, Brian; Herrera, Elena; Müller, Brian; Vasquez, Carla; and Zimmerman, Monica. The footer contains links for 'About us', 'Immigration news', and 'Privacy policy', along with copyright information for Newland Chase, Inc. and social media icons.

Case details page

Immigration managers now have the ability to visually review case progress, with clear break-down of case steps, applicable documents, deadlines and responsible parties.

Applicants have access to the same case details page, though they will not have been able to view outstanding corporate documents required from the Company to drive the case forward.

The case details page now includes:

- A prioritized missing documents and information section for both the Applicant and the Immigration Manager, based on the in-progress step. This ensures documents are not obtained prematurely and risk expiration
- Where cases have an actively tracked expiry so Immigration Managers will be able to see what is expiring, for whom and how they can initiate a new renewal or departure case from it
- A bird's eye view of case progress and overview of detailed steps with clear tags indicating what steps are for, who is driving them, when they are due and what documents are required
- An issued documents section offering Immigration Managers insight into their ongoing tasks and objectives

Immigo Next – case details page (no tracked expiry):

Missing items (4)

- Applicant documents (2)**: Birth certificate apostilled original-Burgess, Sabrina. Due in 5 days.
- Corporate documents (2)**: Invitation letter. 2 days past due.
- Information**: All forms completed.

Case progress

1. Assemble personal documents. Responsibility: Applicant. Completed: Sep 01, 2023.

A variety of personal documents must be prepared for the application process.

- Marriage certificate, copy-Burgess, Cameron
- Birth certificate, copy-Burgess, Sabrina
- Evidence of legal immigration status
- Valid passport, copy of all pages
- Highest educational certificate(s), copy
- Proof of accommodation, copy

Immigo Next – case details page (with tracked expiry):

Upcoming expiries

Some issued documents have upcoming expiries. Click to begin the case renewal process or reach out to a consultant for other options.

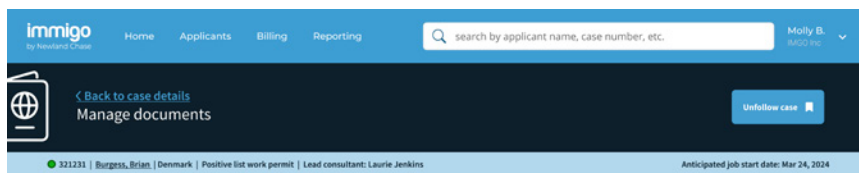
Issued Documents

Name	Expiry date	Issued Date	File(s) uploaded
Subclass 482 TSS visa (medium-term)	Jan 11, 2024	Jan 11, 2023	1 file
Subclass 482 visa (medium-term)-Metha, Pranav	Jan 11, 2024	Jan 11, 2023	1 file

Case documents page

The case documents page for Immigration Managers is mostly the same as the one used by Applicants with one exception: Immigration Managers have the ability to identify any missing corporate documents and revisit those that have been provided and will be used for the case.

Immigo Next – case documents page:



Personal documents

Main applicant 2 missing items			
Name	Upload Date	File(s) uploaded	
Passport	Sep 02, 2023	1 file	
Educational certificates	--	No file uploaded	
Resume/CV	--	No file uploaded	
National ID	Aug 03, 2023	1 file	

Dependents 1 missing item

Name	Upload Date	File(s) uploaded	
Passport-Burgess, Cameron	Sep 02, 2023	3 files	
Passport-Burgess, Sabrina	Aug 03, 2023	1 file	
Birth certificate-Burgess, Sabrina	--	No file uploaded	
Marriage certificate-Burgess, Cameron	Aug 03, 2023	1 file	

Corporate documents

Home company 1 missing item			
Name	Upload Date	File(s) uploaded	
Document name	Sep 02, 2023	3 files	
Document name	Aug 03, 2023	1 file	
Document name	--	No file uploaded	
Document name	Aug 03, 2023	1 file	

Case initiations flow

Newland Chase encourages all clients to stop using emails as a main channel for case initiations and to use direct case initiation forms in Immigo or work with us directly to establish a secure data feed for case initiations.

Immigration Managers will be able to initiate a case directly from their home page. We accommodate the diverse needs of our clients across various industries and gladly offer support for multiple case initiation forms per client.

All information provided in the initiation form will be immediately auto-filled into our case records and will never need to be entered twice.

Immigo Next – initiation questionnaire selection:



<p>Pre-case assessments</p> <p>OIQ description</p> <p>Complete now </p>	<p>Online initiation questionnaire</p> <p>OIQ description</p> <p>Complete now </p>	<p>Evidence of enrollment</p> <p>OIQ description</p> <p>Complete now </p>
---	--	---

Immigo Next – case initiation form:

Standard reports

There are three standard reports that users will be able to instantly access and interact with in-screen:

- 1) **Active cases:** list of all active cases with the ability to filter by destination, nationality, process name and time range and with direct links to the case details page
- 2) **Upcoming expiries:** list of all tracked expiry dates with the ability to filter by destination, nationality, process name and expiry time range. Direct links to the case details page are provided for easy access.
- 3) **Billing:** list of all cases with added management, miscellaneous, tax and governmental fees, including their amounts, billing currency and outstanding invoice amounts. Direct links to the case details page are provided for easy access.

Immigo Next – standard billing report:

Last, first name of applicant	Most recent case	Destination country	Process	Total invoiced for case	200 total results																																																		
Abrahall, Kehlani	137887	Japan	Right to work check (RTW)	USD 2000																																																			
<table border="1"> <thead> <tr> <th>Accompanying dependents</th> <th>Invoice status</th> <th>Region</th> <th>Billing company</th> <th>Billing currency</th> </tr> </thead> <tbody> <tr> <td>Abrahall, Jo (Spouse)</td> <td>---</td> <td>---</td> <td>---</td> <td>USD</td> </tr> <tr> <td>Lead consultant</td> <td>---</td> <td>Cost centre</td> <td>Management fees</td> <td></td> </tr> <tr> <td>Aimee Lincoln</td> <td>---</td> <td>---</td> <td>Work permit application fee</td> <td>\$500</td> </tr> <tr> <td>Employee number</td> <td>---</td> <td>Purchase order #</td> <td>Dependent residence permit</td> <td>\$500</td> </tr> <tr> <td>---</td> <td>---</td> <td>---</td> <td>Document procurement</td> <td>\$500</td> </tr> <tr> <td>---</td> <td>---</td> <td>Billing reference</td> <td>Government fees</td> <td>\$500</td> </tr> <tr> <td>---</td> <td>---</td> <td>---</td> <td>Miscellaneous fees</td> <td>\$500</td> </tr> <tr> <td>---</td> <td>---</td> <td>---</td> <td>Tax amount</td> <td>\$500</td> </tr> <tr> <td>---</td> <td>---</td> <td>---</td> <td>Total invoiced for case</td> <td>\$500</td> </tr> </tbody> </table>						Accompanying dependents	Invoice status	Region	Billing company	Billing currency	Abrahall, Jo (Spouse)	---	---	---	USD	Lead consultant	---	Cost centre	Management fees		Aimee Lincoln	---	---	Work permit application fee	\$500	Employee number	---	Purchase order #	Dependent residence permit	\$500	---	---	---	Document procurement	\$500	---	---	Billing reference	Government fees	\$500	---	---	---	Miscellaneous fees	\$500	---	---	---	Tax amount	\$500	---	---	---	Total invoiced for case	\$500
Accompanying dependents	Invoice status	Region	Billing company	Billing currency																																																			
Abrahall, Jo (Spouse)	---	---	---	USD																																																			
Lead consultant	---	Cost centre	Management fees																																																				
Aimee Lincoln	---	---	Work permit application fee	\$500																																																			
Employee number	---	Purchase order #	Dependent residence permit	\$500																																																			
---	---	---	Document procurement	\$500																																																			
---	---	Billing reference	Government fees	\$500																																																			
---	---	---	Miscellaneous fees	\$500																																																			
---	---	---	Tax amount	\$500																																																			
---	---	---	Total invoiced for case	\$500																																																			

Immigo Next – standard upcoming expiries report:

Upcoming expiries
All employees with currently valid status documents and the related expiration dates.

Destination country: Select | Nationality: Select | Process name: Select | Expires on: Year to date

Last, first name of document holder	Case	Document country	Document	Expiry date	200 total results
Abrahall, Kehlani	137887	Australia	Subclass 482 TSS visa (medium-term)	Jan 03, 2024	
Document holder Main applicant					
Host company ---					
Region ---					
Process Subclass 482 temporary skill shortage visa (medium-term stream)					
Document issue date Jan 23, 2020					
Applicant nationality Canadian					
Related expiring documents Subclass 482 TSS visa (medium-term) issued to: Abrahall, Jo (Spouse)					
Accompanying dependents Abrahall, Jo (Spouse)					View case details

Immigo Next – standard active cases report:

Active cases
All cases with active status.

Destination country: Select | Nationality: Select | Process name: Select | Case start date range: Year to date

Last, first name of applicant	Most recent case	Destination country	Process	Current milestone	200 total results
Abrahall, Kehlani	137887	Japan	Right to work check (RTW)	Document collection	
Applicant nationality Canadian					
Lead consultant Aimee Lincoln					
Region ---					
Case start date Sep 12, 2023					
Missing items 4 missing documents 1 missing form					
Accompanying dependents Abrahall, Jo (Spouse)					
Anticipated job start date Mar 13, 2024					
Steps in progress 1. Assemble personal documents 2. Assemble corporate documents from sending entity					
Next step 3. Collect initial company documents from government entity					View case details

Custom reports

Clients will be able to create any reports they would like by using curated data pools for in-progress cases, expiries and billing. They can name their custom reports, select desired fields and filters to add and select the export format. Clients will also be able to revisit any previously created custom reports, make modifications as needed and export them again.

Immigo Next – creating custom report (step 1):

Reporting
Create report

Report type
To begin, select one of the following report types. This will help streamline the report creation experience.

- All cases** (Selected): Data related to your company's cases. Includes applicant and dependent personal information and case details.
- Upcoming expiries**: Data related to immigration documents with upcoming expiry dates. Includes document details and document holder personal information.
- Billing report**: Data related to billing and invoice details within a specific time frame. Includes itemized fees, billing details, and case information.

Name and description
Next, add a name and description for your custom report. This can be modified later.

Custom report name * | Report description

Footer: About us | Immigration news | Privacy policy | ©2023 Newland Chase, Inc. All rights reserved.

Immigo Next – creating custom report (step 2):

immigo Home Applicants Billing Reporting search by applicant name, case number, etc. Molly B. [Avatar]

Active cases with steps
A description about the custom report goes here

Filters

Regions: Select
Timeframe: Year to date

Report data
Select the fields you'd like to include in your custom report

Accompanying dependents ✓	Accompanying dependents' immigration status
Applicant's first name ✓	Applicant's last name
Applicant's nationality	Applicant's immigration status ✓
Billing company	Case description
Case initiated date	Case status
Case type	Entry to country date

File type

Excel, .xlsx CSV

[Back](#) [Create Custom Report](#)

About us Immigration news Privacy policy ©2023 Newland Chase, Inc. All rights reserved

Immigo Next – creating custom report (step 3):

immigo Home Applicants Billing Reporting search by applicant name, case number, etc. Molly B. [Avatar]

Active cases with steps
A description about the custom report goes here

[Edit report details](#)

Title: Active cases with steps
File type: .xlsx
Expected file size: 1MB

[Download report](#)

1. Custom report details

Type: Active cases
Name: Active cases with steps
Description: A description about the custom report goes here

2. Report data

Applicant's immigration status	Case description	Entry to country date
Applicant's first name	Case initiated on date	Lead consultant
Applicant's last name	Case status	Steps in progress
Applicant's nationality	Case type	

3. Filters

Regions: ---
Timeframe: Sep 2, 2023 to Nov 14, 2023

[About us](#) [Immigration news](#) [Privacy policy](#) ©2023 Newland Chase, Inc. All rights reserved

Global search

Users can now quickly search for information and navigate to cases from anywhere in Immigo by using global search to quickly locate cases and get at-a-glance case updates with zero disruption to their work.

Immigo Next – global search:



Technical

Data storage

CIBT is moving all its applications, including Immigo, to the cloud. Previously, Core Immigo for all domains remained an on-premise application, but over the past several years, we began migrating to the AWS cloud to ensure scalability and security for our customers.

All global and UK domains of Immigo will continue to be hosted on EU servers and the CIBT document retention policies will continue to apply.

SSO

We encourage customers to shift towards single sign-on as a more secure and user-friendly application access and user authentication method.

Core Immigo SSO parameters

- Core Immigo supports SAML 2.0 identity provider initiated single sign-on flow.

Immigo Next SSO parameters

- Immigo Next supports SAML 2.0 service provider initiated single sign-on flow. Immigo Next is also now connected to the universal CIBT log-in, which will simplify access by your users to other CIBTvisas and Newland Chase applications moving forward.